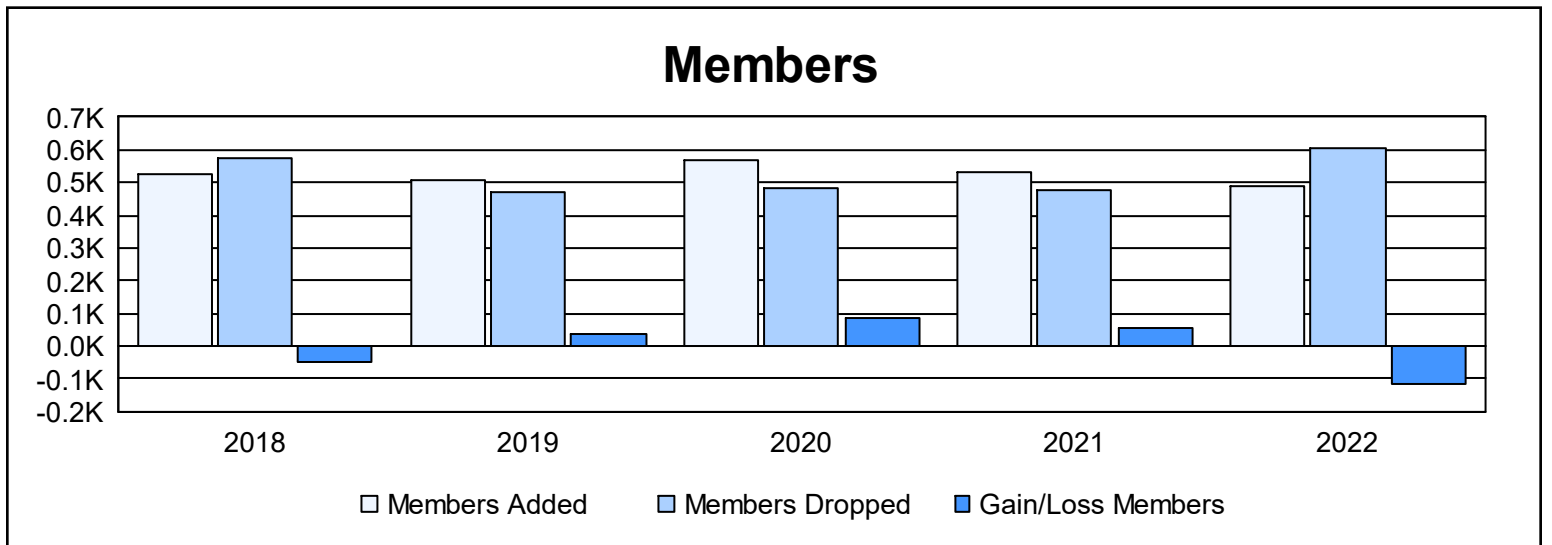
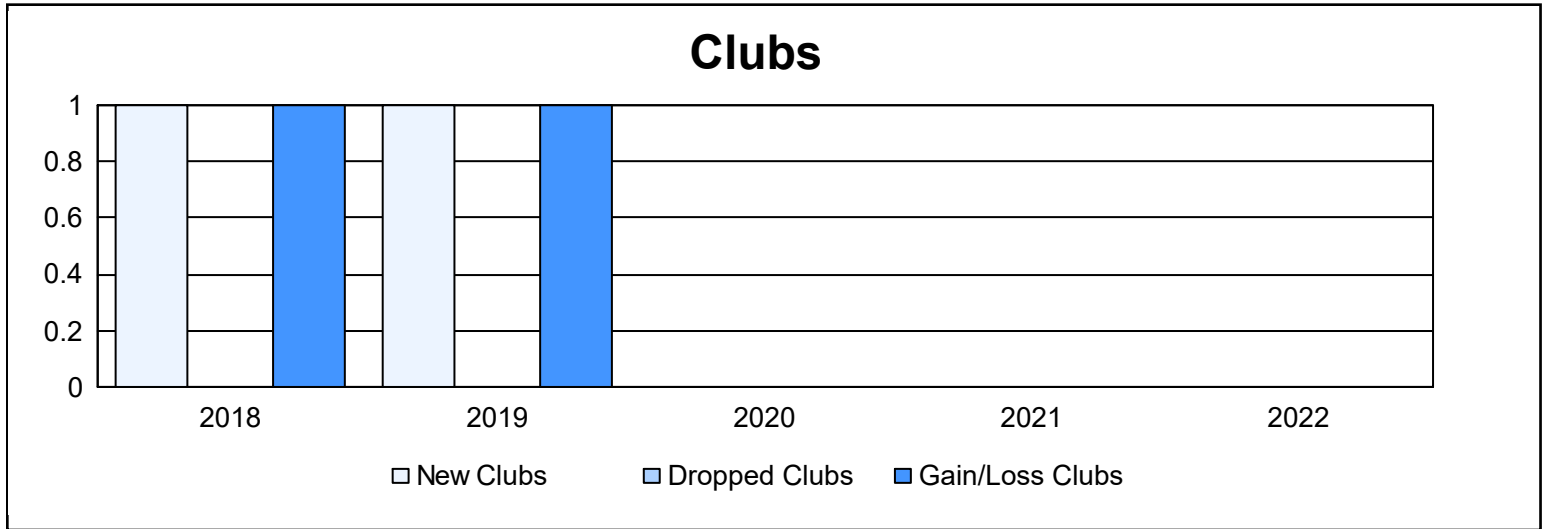
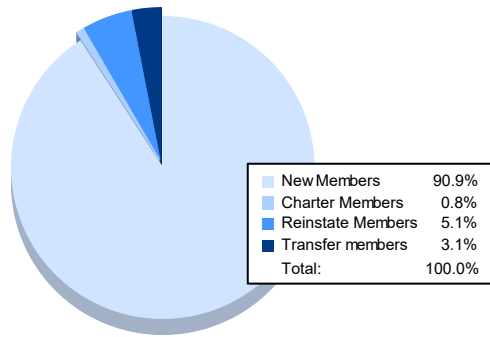


| Year           | New Clubs | Dropped Clubs | Gain/ Loss Clubs | New Members | Charter Members | Reinstate Members | Transfer Members | Total Member Added | Total Members Dropped | Gain/ Loss Members |
|----------------|-----------|---------------|------------------|-------------|-----------------|-------------------|------------------|--------------------|-----------------------|--------------------|
| 2017-2018      | 1         | 0             | 1                | 451         | 37              | 28                | 8                | 524                | 575                   | -51                |
| 2018-2019      | 1         | 0             | 1                | 440         | 34              | 27                | 8                | 509                | 472                   | 37                 |
| 2019-2020      | 0         | 0             | 0                | 520         | 8               | 30                | 10               | 568                | 480                   | 88                 |
| 2020-2021      | 0         | 0             | 0                | 486         | 1               | 33                | 14               | 534                | 476                   | 58                 |
| 2021-2022      | 0         | 0             | 0                | 442         | 4               | 25                | 15               | 486                | 604                   | -118               |
| <b>Average</b> | <b>0</b>  | <b>0</b>      | <b>0</b>         | <b>468</b>  | <b>17</b>       | <b>29</b>         | <b>11</b>        | <b>524</b>         | <b>521</b>            | <b>3</b>           |



### Membership Composition June 2022 Cumulative



### Gender Composition June 2022 Cumulative

